



# NEW FOREST *Black Edition*



English



Welcome to



At British Fires, we draw inspiration from one of England's most treasured landscapes, the New Forest National Park. Revered for its diverse habitat, quaint villages, and extraordinary landscapes—we are privileged to call this part of the United Kingdom, home.

The New Forest is a living tapestry of tranquil glades, sporadic sand dunes, and sweeping heathlands which were shaped by Bronze Age cultivation. It is this rich landscape that inspired our Deluxe Real Log fuel bed design, bringing the nostalgia of nature into every fireplace and your home.

Since being awarded **The Art of Fire** Vesta Award in 2020, our New Forest electric fireplace has set the standard for quality and innovation. Every fireplace we build reflects the natural beauty that surrounds us, combining craftsmanship with patented heating technology to bring warmth and serenity into any space.

You are cordially invited to explore the New Forest Black Edition series. Discover how the inspiration of the New Forest can transcend your space into a haven of natural beauty and tranquil relaxation.

# NEW FOREST NATIONAL PARK UNITED KINGDOM





ENTER...

THE  
NEW FOREST  
*Black Edition*

# Black Edition

The Black Edition is the ultimate British Fires experience—designed for those who appreciate the finer things in life. Our premium offering combines cutting-edge technology with the nostalgic beauty of hand-crafted Deluxe Real Logs.

What sets the Black Edition apart from other electric fireplaces is the stunning piano black glass sitting quietly behind the Deluxe Real Logs. This sleek, reflection-dampening surface adds a sophisticated appeal and enhanced, contrasting, flame visuals that intensify the natural beauty of the New Forest fireplace.

Our combination of alluring Black Glass and genuine Deluxe Real Log fuel bed creates an exquisite focal point in any room. Add a stroke of luxury to your surroundings with the Black Edition.



Deluxe Real Logs



Black Glass



# DELUXE REAL LOGS

Enhance your fireplace with amazing Deluxe Real Logs, a fuel bed crafted from carefully selected, sustainably sourced, British oak. Using real logs is the only way to capture the essence of a burning fire, and we've chosen only the finest native hardwood to achieve unmatched authenticity.

Each fuel bed is made with English oak, renowned for their distinctive grain, rich texture, and exceptional durability. The inherent details of the oak logs—the knots, bark textures, and organic variations—create a fuel bed that captures the beauty of nature.

Combining our Deluxe Real Logs with award-winning flame visuals creates a truly mesmerizing year-round ambience.





# THE MAKING OF...

Each Deluxe Real Log fuel bed is a testament to expert craftsmanship. Meticulously assembled by skilled log technicians to ensure a strikingly realistic and consistent British Fires style. Using authentic English oak logs, responsibly sourced from British forests, every set is individually prepared, shaped, and fixed into place to maintain the highest standards of quality and design.

Beginning by carefully selecting logs, each one is hand-cut and carefully crafted to create the perfect composition for your fireplace. To enhance the realism, our technicians scorch and char every log, replicating the natural effect of a wood-burning fire.

The result is a luxurious fireplace that blends steadfast ingenuity with the unmistakable warmth of real wood that remains flawless over time. Experience the brilliance of British Fires—where nature meets precision, and every log tells a story.



Scan to view the Deluxe Real Logs being made.



Responsibly sourced English oak



Scorched & charred



Hand crafted



# AIR CURTAIN TECHNOLOGY

Patented Air Curtain Technology® is at the heart of our design and engineering. The process involves circulating cooler air in and widely dispersing warmed air back out to the room via the dual-outlet system. It is discreetly placed above the glass, allowing the fuel bed to be deeper and glass recess also slimmer.

ACT is protected by US Patent Number: 12196428


Canadian Patent Application Number: 3,078,189



Dual vent



Warmed air widely circulated




Cool air in

# ALLURING DETAILS

Every detail was engineered to be unnoticeable and provide the most riveting viewing experience possible. The slender glass recess, sleek trims, and inconspicuous heater outlet all give centerstage to the dancing flames and hand-charred Deluxe Real Logs.

Each individual part, screw, and wire was thoughtfully considered in the design and production process. This ensures that every fireplace is built to perform at a consistently high-standard. The result of years of research and design is a unique fireplace with its own character that will suit many installation options and room settings.

While supplemental heating is not essential throughout parts of the year, the flame visuals and/or downlights can be used independently of the heat for year-round ambience.



Discreet heater outlet



Minimal glass recess



Deep fuel bed



# BUILD TO YOUR DESIRE

Each installation is completely unique, offering a custom touch to be your own. The New Forest lets you design with total freedom, tailoring the setup to your vision, taste, and requirements.

Whether you lean toward the sleek elegance of a one-sided design, the expansive openness of a three-sided look, or the cozy charm of a two-sided corner view, there's a perfect option to suit every style. The versatility and functional design make the installation process simple and seamless.

Regardless of where the fireplace is going to be set, in the family room as a centerpiece or, part of an immersive media wall, the New Forest will transform the surrounding atmosphere.





# SIZES TO SUIT ALL

48"



63"



75"



See page 25 for full dimensions.




# Black Edition

## NEW FOREST 48"

### FEATURES




- Deluxe Real Logs
- Black Glass
- One, two, or three-sided installation
- Remote control
- Full thermostatic control
- Timer control options
- Downlighting
- Three-pin plug included
- Three fuel bed colours



### TECH SPECS

Supply voltage:	120V AC
Rating power:	60Hz
Heating elements:	1500W
BTUs/hr:	5,118
Lighting:	LED

### INSTALLATION

One-sided	
Two-sided	
Three-sided	






# Black Edition

## NEW FOREST 63"

### FEATURES

- Deluxe Real Logs
- Black Glass
- One, two, or three-sided installation
- Remote control
- Full thermostatic control
- Timer control options
- Downlighting
- Three-pin plug included
- Three fuel bed colours



### TECH SPECS

Supply voltage:	120V AC
Rating power:	60Hz
Heating elements:	1500W
BTUs/hr:	5,118
Lighting:	LED

### INSTALLATION

One-sided	
Two-sided	
Three-sided	






# Black Edition

## NEW FOREST 75"

### FEATURES




- Deluxe Real Logs
- Black Glass
- One, two, or three-sided installation
- Remote control
- Full thermostatic control
- Timer control options
- Downlighting
- Three-pin plug included
- Three fuel bed colours



### TECH SPECS

Supply voltage:	120V AC
Rating power:	60Hz
Heating elements:	1500W
BTUs/hr:	5,118
Lighting:	LED

### INSTALLATION

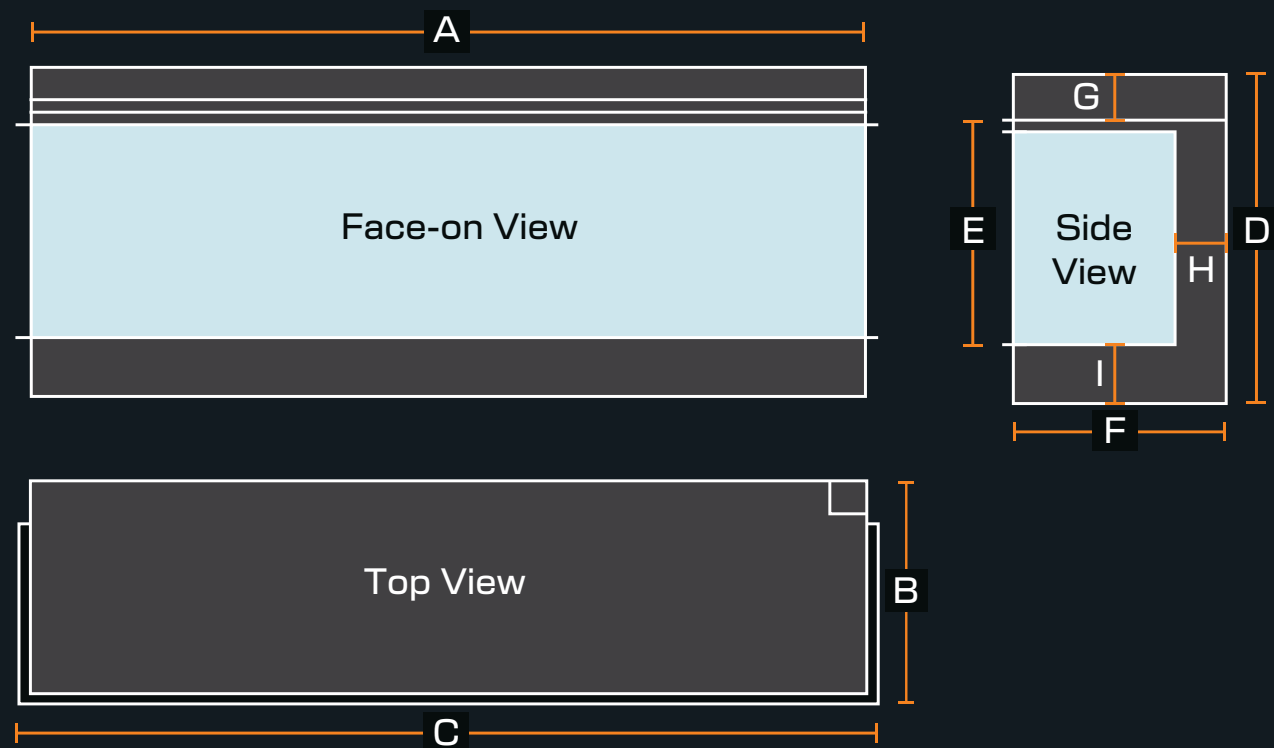
One-sided	
Two-sided	
Three-sided	





# DIMENSIONS

NEW FOREST 48"			NEW FOREST 63"			NEW FOREST 75"		
A	1178.0 mm	46 3⁄8 in	A	1578.0 mm	62 1⁄8 in	A	1900.0 mm	74 3⁄8 in
B	311.0 mm	12 1⁄4 in	B	311.0 mm	12 1⁄4 in	B	311.0 mm	12 1⁄4 in
C	1200.0 mm	47 1⁄4 in	C	1600.0 mm	63 in	C	1925.0 mm	75 3⁄8 in
D	565.0 mm	22 1⁄4 in	D	565.0 mm	22 1⁄4 in	D	565.0 mm	22 1⁄4 in
E	424.0 mm	16 7⁄16 in	E	424.0 mm	16 7⁄16 in	E	424.0 mm	16 7⁄16 in
F	300.0 mm	11 4⁄5 in	F	300.0 mm	11 4⁄5 in	F	300.0 mm	11 4⁄5 in
G	55.5 mm	2 3⁄8 in	G	55.5 mm	2 3⁄8 in	G	55.5 mm	2 3⁄8 in
H	67.0 mm	2 5⁄8 in	H	67.0 mm	2 5⁄8 in	H	67.0 mm	2 5⁄8 in
I	83.5 mm	3 9⁄32 in	I	83.5 mm	3 9⁄32 in	I	83.5 mm	3 9⁄32 in



Before starting your project, please refer to the installation manual for further measurements.

We recommend the fireplace is on site before starting the install.

# 2-YEAR LIMITED PARTS WARRANTY

2-year limited parts warranty – At British Fires we pride ourselves on quality and performance, so much so, that each British Fires electric product is applicable for a 2-year warranty when purchased from an authorized dealer. Full terms and conditions are available to view at [www.britishfires.com/us](http://www.britishfires.com/us). All appliances must be installed in a correctly ventilated space in accordance with the manufacturer’s installation instructions and the rules in force.

This brochure is for guidance only and is not intended to replace the installation manual, which provides more details information.

US Patent No: 121196428

CA Patent Application No: 3,078,189

# OUR EXCLUSIVE DISTRIBUTORS

USA	CANADA	UK
info@empirecomfort.com	info@sbi-international.com	info@britishfires.com
Empire Comfort Systems, Inc. 918 Freeburg Avenue Belleville, IL 62220 United States of America	SBI International 250 Copenhagen Street Saint-Augustin-de-Demaures (QC) G3A 2H3 Canada	British Fires Limited Unit 10 Avon Trading Park Christchurch, Dorset BH23 2BT United Kingdom

Follow us @britishfires



Follow us @britishfiresuk





